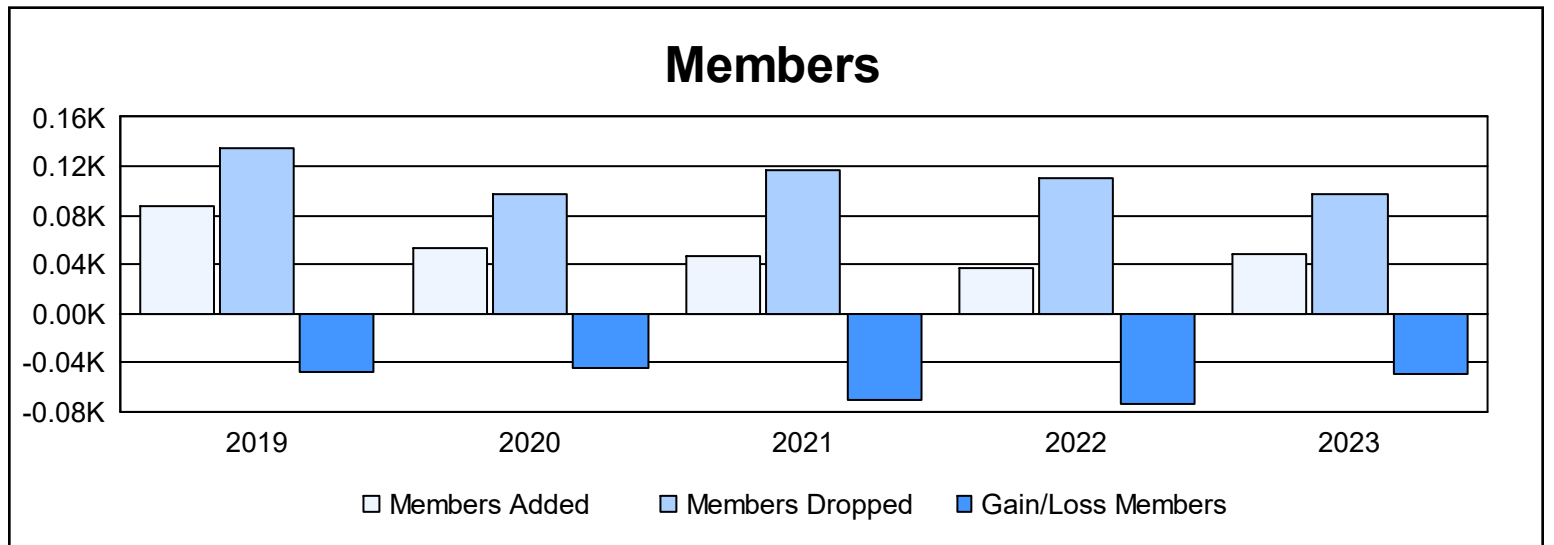
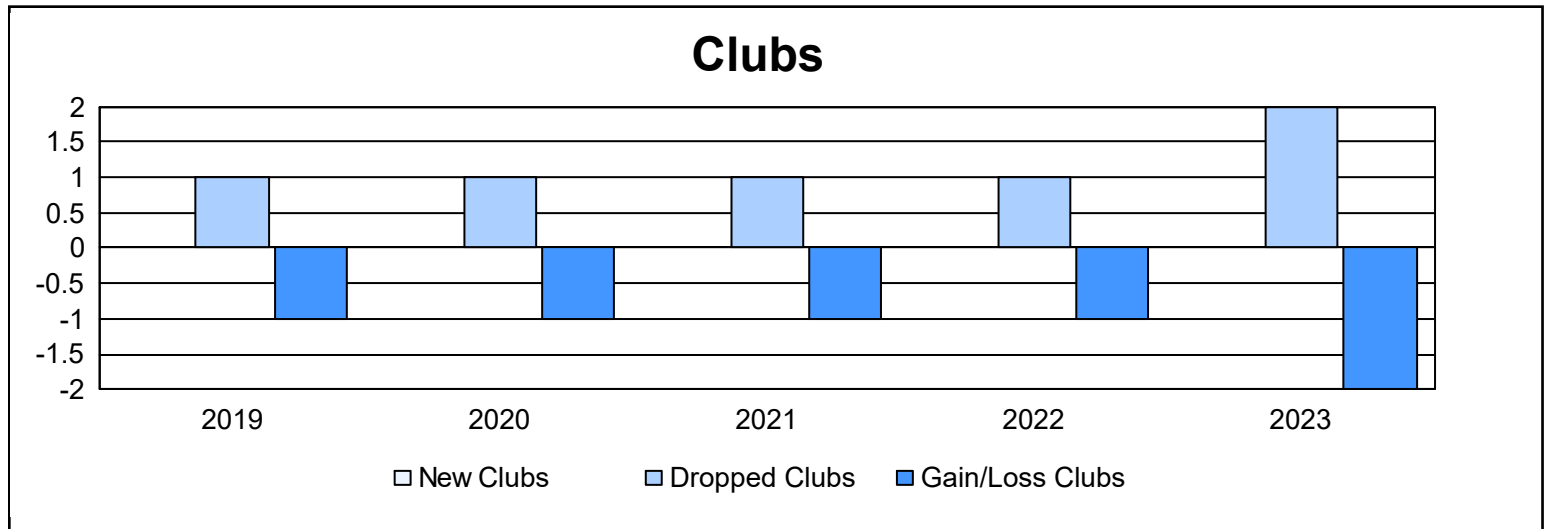
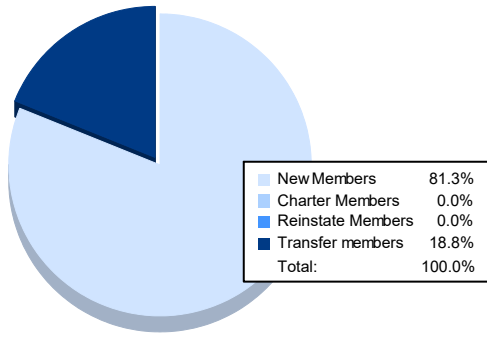


| Year | New Clubs | Dropped Clubs | Gain/ Loss Clubs | New Members | Charter Members | Reinstate Members | Transfer Members | Total Member Added | Total Members Dropped | Gain/ Loss Members |
|----------------|-----------|---------------|------------------|-------------|-----------------|-------------------|------------------|--------------------|-----------------------|--------------------|
| 2018-2019 | 0 | 1 | -1 | 60 | 1 | 2 | 25 | 88 | 135 | -47 |
| 2019-2020 | 0 | 1 | -1 | 20 | 5 | 10 | 18 | 53 | 97 | -44 |
| 2020-2021 | 0 | 1 | -1 | 30 | 1 | 1 | 14 | 46 | 116 | -70 |
| 2021-2022 | 0 | 1 | -1 | 29 | 2 | 0 | 6 | 37 | 111 | -74 |
| 2022-2023 | 0 | 2 | -2 | 39 | 0 | 0 | 9 | 48 | 97 | -49 |
| Average | 0 | 1 | -1 | 36 | 2 | 3 | 14 | 54 | 111 | -57 |



Membership Composition June 2023 Cumulative



Gender Composition June 2023 Cumulative

